

Trade Dashboard User Guide

# **Oracle Banking Trade Finance**

Release 14.7.0.0.0

**Part No. F74393-01**

November 2022

**Part No.**

Oracle Banking Trade Finance Accessibility User Guide

**Oracle Banking Trade Finance**

Release 14.6.1.0.0

**Part No. F61852-01**

August 2022

November 2022

Trade Dashboard User Guide  
Oracle Financial Services Software Limited  
Oracle Park

Off Western Express Highway  
Goregaon (East)  
Mumbai, Maharashtra 400 063  
India

Worldwide Inquiries:

Phone: +91 22 6718 3000

Fax: +91 22 6718 3001

<https://www.oracle.com/industries/financial-services/index.html>

Copyright © 2007, 2022, Oracle and/or its affiliates. All rights reserved.

Oracle and Java are registered trademarks of Oracle and/or its affiliates. Other names may be trademarks of their respective owners.

U.S. GOVERNMENT END USERS: Oracle programs, including any operating system, integrated software, any programs installed on the hardware, and/or documentation, delivered to U.S. Government end users are “commercial computer software” pursuant to the applicable Federal Acquisition Regulation and agency-specific supplemental regulations. As such, use, duplication, disclosure, modification, and adaptation of the programs, including any operating system, integrated software, any programs installed on the hardware, and/or documentation, shall be subject to license terms and license restrictions applicable to the programs. No other rights are granted to the U.S. Government.

This software or hardware is developed for general use in a variety of information management applications. It is not developed or intended for use in any inherently dangerous applications, including applications that may create a risk of personal injury. If you use this software or hardware in dangerous applications, then you shall be responsible to take all appropriate failsafe, backup, redundancy, and other measures to ensure its safe use. Oracle Corporation and its affiliates disclaim any liability for any damages caused by use of this software or hardware in dangerous applications.

This software and related documentation are provided under a license agreement containing restrictions on use and disclosure and are protected by intellectual property laws. Except as expressly permitted in your license agreement or allowed by law, you may not use, copy, reproduce, translate, broadcast, modify, license, transmit, distribute, exhibit, perform, publish or display any part, in any form, or by any means. Reverse engineering, disassembly, or decompilation of this software, unless required by law for interoperability, is prohibited.

The information contained herein is subject to change without notice and is not warranted to be error-free. If you find any errors, please report them to us in writing.

This software or hardware and documentation may provide access to or information on content, products and services from third parties. Oracle Corporation and its affiliates are not responsible for and expressly disclaim all warranties of any kind with respect to third-party content, products, and services. Oracle Corporation and its affiliates will not be responsible for any loss, costs, or damages incurred due to your access to or use of third-party content, products, or services.

---

# Contents

<b>1. Preface</b>	<b>1-1</b>
1.1 Introduction	1-1
1.2 Audience	1-1
1.3 Documentation Accessibility	1-1
1.4 Organization	1-1
1.5 Acronyms and Abbreviations	1-2
1.6 Related Documents	1-2
1.7 Glossary of Icons	1-2
1.8 Related Documents	1-2
<b>2. Overview</b>	<b>2-1</b>
2.1 Introduction	2-1
2.2 Dashboard Organization	2-1
<b>3. Dashboards</b>	<b>3-1</b>
3.1 Introduction	3-1
3.2 Dashboards - Introduction	3-1
3.3 Trade Maker Dashboard	3-1
3.4 Trade Authorizer Dashboard	3-3
3.5 Trade Supervisor Dashboard	3-5

---

# 1. Preface

## 1.1 Introduction

This document is designed to help acquaint you with the features of Dashboard, which is the landing page of Oracle Banking Trade Finance. Information from multiple products is integrated and displayed as Dashboard on the home page of the application.

This manual explains the functionality of Dashboard facility and the various Dashboards present in the system. Besides providing these details, the manual also provides a list of Dashboards mapped to the role of the bank staff logged on to the system.

## 1.2 Audience

This manual is intended for the following User/User Roles:

Role	Function
Trade Maker	To view a summary of the transactions assigned to them, messages and EOD exceptions, if any
Trade Authorizers	To view unauthorized transactions assigned to them, messages and EOD exceptions, if any
Trade Supervisors	To view subordinate wise summary report of the transactions, messages and EOD exceptions, if any

## 1.3 Documentation Accessibility

For information about Oracle's commitment to accessibility, visit the Oracle Accessibility Program website at <http://www.oracle.com/pls/topic/lookup?ctx=acc&id=docacc>.

## 1.4 Organization

This manual is organized as follows:

Chapter	Description
Chapter 1	<i>About this Manual</i> gives information on the intended audience. It also lists the various chapters covered in this User Manual.
Chapter 2	<i>An Overview</i> gives an overview of the Dashboard facility in Oracle Banking Trade Finance.
Chapter 3	<i>Dashboards</i> gives detailed information on Dashboards assigned to each 'User Role' and also about the organization of these Dashboards.

## 1.5 Acronyms and Abbreviations

Abbreviation	Description
System	Unless and otherwise specified, it shall always refer to Oracle Banking Trade Finance.
EOD	End of Day.
DFI	Dashboard Function ID.



## 1.6 Related Documents

You may need to refer to any or all of the User Manuals while working on the XP module:

- Procedures

## 1.7 Glossary of Icons

This User Manual may refer to all or some of the following icons.

Icons	Function
	Exit
	Add row
	Delete row
	Option List

## 1.8 Related Documents

You may need to refer to any or all of the User Manuals while working on the XP module:

- Procedures

---

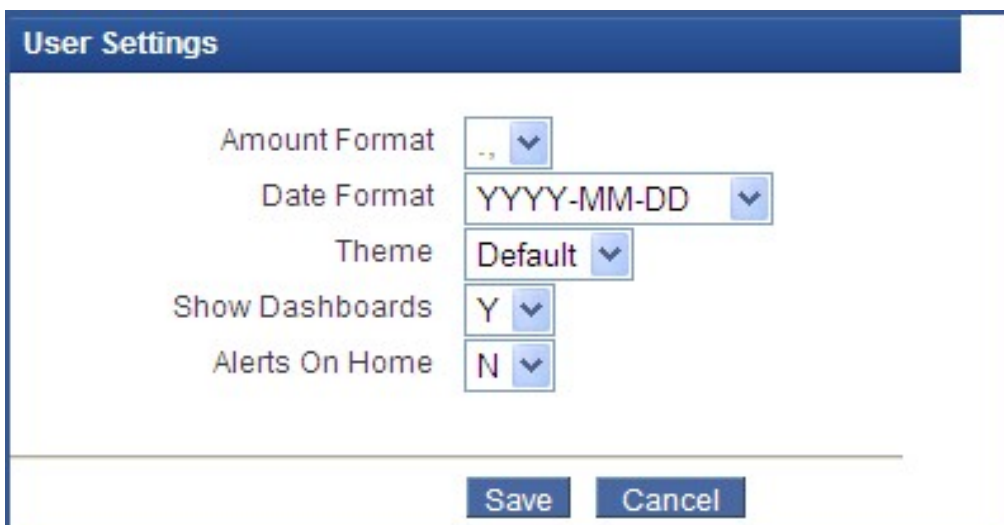
## 2. Overview

### 2.1 Introduction

Dashboards are the tiny windows displayed on the landing page of the Application. Dashboard renders quick and crisp information of specific transactions or tasks mapped to the 'User Role' of the Bank staff, who logs on to the system.

### 2.2 Dashboard Organization

Oracle Banking Trade facilitates integration of Information from multiple products and displays it as Dashboard on the home page, also called the landing page of the application; however, you can view these dashboards, only if the 'Show Dashboard' field value is maintained as 'Y' at the 'User Settings' level.



The screenshot shows a 'User Settings' dialog box with the following configuration:

Setting	Value
Amount Format	,.
Date Format	YYYY-MM-DD
Theme	Default
Show Dashboards	Y
Alerts On Home	N

Buttons: Save, Cancel

Oracle Banking Trade Finance organizes Dashboards to provide comprehensive and consolidate snapshot in tiny windows, to access information easily. Thus, helping the bank staff to; analyze, monitor, and make better decisions which in turn help save time and cost.

Landing page is designed to display six Dashboards distributed in three rows with two Dashboards per row, without vertical scroll bar.



The screenshot displays the Oracle dashboard interface with the following data tables:

My Transactions event status			
Customer Id	Contract Reference	Currency	Amount
000051	000ARAP200760502	GBP	3,444.0
000051	000ARAP200760502	GBP	3,444.0
000051	000ARAP200761001	GBP	9,000.0
000051	000ARAP200761001	GBP	9,000.0

Pending Life cycle events			
Customer Id	Contract Reference	Currency	Amount
000049	000ILUR200767501	GBP	54
000051	000ILUR200767001	GBP	70
000153	000GUIR20076C10V	GBP	670
000153	000GUIR20076C1AZ	GBP	90

Pending new contracts			
Customer Id	Contract Reference	Currency	Amount
000049	000SBL200761002	GBP	80
000049	000GUIR20076B3QM	GBP	330
000054	000GUAR200760504	GBP	
000153	000ELCT20076A8HL	GBP	90

Trade User Event Wise Report			
User ID	Authorized	Parked	Submitted
SANKAR	0	1	151

Trade Re-Assignment			
User ID	Contract Reference	Account	Module
SANKAR	000ELAC20076AENV	000153	LC

Parked Transactions			
Customer Id	Contract Reference	Currency	Amount
000153	000ELAC20076AENV	GBP	67,000.

### Note

If less than six Dashboards are mapped, then the unfilled frames are blank.

If more than six Dashboards are mapped, and are available to move to the previous and next page respectively. Click to refresh all the Dashboards displayed on the landing page.

The height and width of all Dashboards are fixed; however, the number of columns per Dashboard varies based on the size and name of the columns specified at Dashboard design level. Since the height of each Dashboard is fixed, only the first 5 records can be viewed at a time. If the Dashboard contains more than 5 records, then the following buttons and links at the top of each Dashboard aid in viewing them:

Button/Link	Functionality
Previous	Click the button to view the previous set of 5 records.
Next	Click the button to view the next set of records. However, if there are more than 5 entries then only the next five can be viewed.
Refresh	Click the button to manually refresh and view the first five records.
More	Click this link to launch a screen with more information similar to that of the current Dashboard

The following hyperlink facilities are also available in each Dashboard:

- Column-wise link – Each column in the Dashboard can be mapped to a different Function ID to provide column-wise hyperlinks. Click the hyperlink in a particular column to launch the corresponding Function ID. A link to a particular column is limited only to that column.
- Row wise link – Each row in the Dashboard can be mapped to a different Function ID to provide row-wise hyperlinks. Click the hyperlink in a particular row to launch the corresponding Function ID. A link to a particular row is the same across all fields in that row.

---

**Note**

Hyperlinked rows and columns are highlighted to distinguish them from others. When a row/column link is clicked, the clicked row/column gets highlighted respectively.

---

You can map any number of Dashboard function IDs (DFI) to a specific 'Role' or 'User' at Role Mapping and Dashboard Mapping level. If DFIs are mapped at 'Dashboard Mapping' level, then to enable Dashboards you need to map the corresponding functions/assigned roles at 'Role Mapping' level. You can also specify sequence order of DFIs at 'Dashboard Mapping' level, however, you can specify the same at 'Role Mapping' level. If multiple roles are added and the sequence is not specified, then the system will sort and display the DFIs alphabetically. If DFIs are mapped to 'User', then you can specify the display order for each DFI individually.

---

## 3. Dashboards

### 3.1 Introduction

This chapter contains the following sections:

- [Section 3.2, "Dashboards - Introduction"](#)
- [Section 3.3, "Trade Maker Dashboard"](#)
- [Section 3.4, "Trade Authorizer Dashboard"](#)
- [Section 3.5, "Trade Supervisor Dashboard"](#)

### 3.2 Dashboards - Introduction

Oracle Banking Trade Finance facilitates the availability of the following Dashboards based on the 'User Role' you are mapped to:

- My Transaction Event Status
- Parked Transactions
- EOD Exceptions
- Bulletin Board
- Pending New Contracts
- Pending Life Cycle Events
- Trade User Event Wise Report
- Trade Re-assignment

Each 'User Role' would not require all of the above, hence the system enables grouping of these Dashboards based on the 'User Role'.

The following sections explain, in detail, the features associated with each Dashboard, the groups, and the 'User Role' associated with each group.

### 3.3 Trade Maker Dashboard

Trade Maker of a Bank generates Trade contracts for the bank and maintains complete details related to Trade transactions. Also, monitors, analyzes, and assess the credit worthiness of the transactions. The following Dashboards are made available to assist a Trade Makers in their assignments:

- My Transaction Event Status – To view the status of the authorized and unauthorized trade transactions.
- Parked Transactions – To view the status of the trade applications put on hold for pending information.
- EOD Exceptions – To view the list of EOD exceptions that Trade Maker has encountered for previous and current working day transactions.
- Bulletin Board – To view the list of Bulletin messages received.

#### 3.3.1 My Transaction Event Status

'My Transaction Event Status' Dashboard displays the status of authorized and unauthorized Trade transactions; assigned to the role for the current date and event wise processed by the

'User'. The Dashboard displays the following transaction details after verifying the 'DFI mapped, validating if the 'Show Dashboard' check box is checked, and verifying the multi-branch accessibility:

- Customer ID
- Contract Reference – Trade reference No
- Currency
- Amount
- Trade amount
- Auth Status
- Module
- Product Code
- Event code

---

**Note**

If more than one event is initiated on a single stage, then the system displays all events initiated on that day.

On-hold contracts are not listed.

---

My Transactions event status <span style="float: right;">◀ ▶ ↻ ⋮</span>			
Customer Id	Contract Reference	Currency	Amount
000051	<a href="#">000ARAP200760502</a>	GBP	3,444.0
000051	<a href="#">000ARAP200760502</a>	GBP	3,444.0
000051	<a href="#">000ARAP200761001</a>	GBP	9,000.0
000051	<a href="#">000ARAP200761001</a>	GBP	9,000.0

A hyperlink is provided to the 'Contract Reference Number' column. Click the link to invoke the corresponding contract detailed screen based on the module of the account and the event of the contract. However;

- If you click an unauthorized transaction, the system will display the corresponding current event screen processed.
- If you click an authorized transaction, the system will display the module contract detail screen.

### 3.3.2 Parked Transactions

'Parked Transactions' Dashboard displays the trade transactions, which are put on hold for pending information for the current date and latest event. This Dashboard facilitates working on the pending information required in completing the transactions without any delay. The Dashboard displays the following details of the transactions on hold, after verifying the DFI mapped, validating if the 'Show Dashboard' check box is checked, and verifying the multi-branch accessibility:

- Customer ID
- Contract Reference – Trade reference No

- Currency
- Amount – Trade amount
- Last Updated
- Status
- Module
- Product Code

Parked Transactions			
Customer Id	Contract Reference	Currency	Amount
000153	<a href="#">000ELAC20076AENV</a>	GBP	67,000.

A hyperlink is provided to the 'Reference Number' column. Click the link to invoke the corresponding contract detail screen.

### 3.3.3 EOD Exceptions

'EOD Exceptions' Dashboard lists the EOD exceptions that Trade Maker has encountered for previous and current working day for a particular branch or based on Multibranch role mapping for that User.

*For further details on 'EOD Exceptions' Dashboard, refer 'EOD Exceptions' section under Trade Maker Dashboard' section of this chapter.*

### 3.3.4 Bulletin Board

'Bulletin Board' Dashboard lists all or any of the following bulletin messages configured to you across all branches:

- Public news or messages
- Product information
- Policies and Notices of the bank
- System messages
- Adhoc or unplanned messages, if any.

*For further details on Bulletin Board Dashboard, refer 'Bulletin Board' section under 'Loan Officer (Maker) Dashboard' section of this chapter.*

## 3.4 Trade Authorizer Dashboard

Trade Authorizer of a Bank approves trades for the bank and evaluates the contract details and checks the credit worthiness, to decide on approving the contracts. The following Dashboards are made available to assist a Loan Authorizers in their assignments:

- Pending New Contracts – To view the list of new contract transactions, which are pending for approval for the current date.

- Pending Life Cycle Events – To view a list of AMND, Rollover, AVAL, and Liquidation etc of trade contracts, which are pending for authorization.
- EOD Exceptions – To view the list of EOD exceptions that Trade Authorizer has encountered for previous and current working day.
- Bulletin Board – To view the list of Bulletin messages received.

### 3.4.1 Pending New Contracts

'Pending New Contracts' Dashboard displays the list of new Trade transactions, which are pending for approval; assigned to the role. The Dashboard displays the following transaction details, after verifying the DFI mapped, validating if the 'Show Dashboard' check box is checked, and verifying the multi-branch accessibility:

- Customer ID – Customer ID of the loan borrower
- Contract Reference – Trade Reference No
- Currency – Currency in which the loan is availed
- Amount – Trade amount
- Maker ID – Trade Officer who booked
- Module
- Product Code
- Event Code

Pending new contracts					
Customer Id	Contract Reference	Currency	Amount	Maker Id	Module
000049	<a href="#">000SBLC200761002</a>	GBP	8000	SANKAR	LC
000051	<a href="#">000ILSN20076BEY2</a>	GBP	9000	SANKAR	LC
000049	<a href="#">000GUIR20076B3QM</a>	GBP	33000	SANKAR	LC
000054	<a href="#">000GUAR200760504</a>	GBP	5	SANKAR	LC
000153	<a href="#">000ELCT20076A8HL</a>	GBP	9000	SANKAR	LC

A hyperlink is provided to the 'Reference Number' column. Click the link to invoke the corresponding contract detailed screen.

### 3.4.2 Pending Life Cycle Events

'Pending Life Cycle Events' Dashboard displays a list of AMND, Rollover, AVAL, Liquidation etc, of trade contracts; which are pending for authorization. The Dashboard displays the following details of the transactions on hold, after verifying the DFI mapped, validating if the 'Show Dashboard' check box is checked, and verifying the multi-branch accessibility:

- Customer ID – Customer ID of the loan borrower
- Contract Reference – Trade Reference No
- Currency – Currency in which the trade contract is availed
- Amount – Trade Amount
- Maker ID – Trade Maker who booked
- Module

- Product Code
- Event Code

Pending Life cycle events						
Customer Id	Contract Reference	Currency	Amount	Maker	Module	
000049	<a href="#">000ILUR200767501</a>	GBP	5400	SANKAR	LC	
000051	<a href="#">000ILUR200767001</a>	GBP	7000	SANKAR	LC	
000153	<a href="#">000GUIR20076C1OV</a>	GBP	67000	SANKAR	LC	
000153	<a href="#">000GUIR20076C1AZ</a>	GBP	9000	SANKAR	LC	
000153	<a href="#">000GUIR20076C0X8</a>	GBP	5700	SANKAR	LC	

A hyperlink is provided to the 'Reference Number' column. Click the link to invoke the corresponding contract event screen or current event authorization screen.

### 3.4.3 EOD Exceptions

'EOD Exceptions' Dashboard lists the EOD exceptions that Trade Authorizer has encountered for previous and current working day for a particular branch or based on Multibranch role mapping for that User.

*For further details on 'EOD Exceptions' Dashboard, refer 'EOD Exceptions' section under 'Trade Maker Dashboard' section of this chapter.*

### 3.4.4 Bulletin Board

'Bulletin Board' Dashboard lists all or any of the following bulletin messages configured to you across all branches:

- Public news or messages
- Product information
- Policies and Notices of the bank
- System messages
- Adhoc or unplanned messages, if any.

*For further details on Bulletin Board Dashboard, refer 'Bulletin Board' section under 'Trade Officer (Maker) Dashboard' section of this chapter.*

## 3.5 Trade Supervisor Dashboard

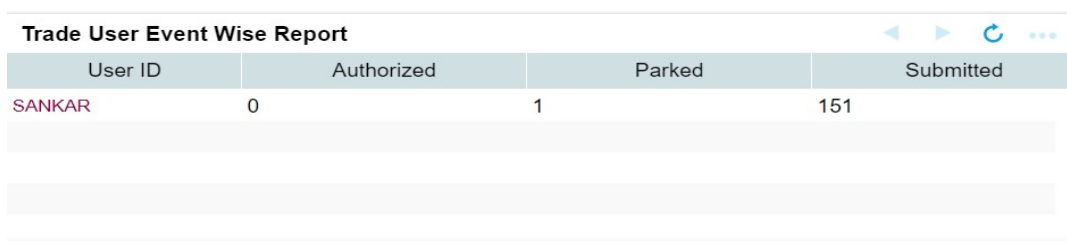
Trade Supervisor of a Bank manages the Trade Servicing Department of the bank. Also, directly supervisors the duties of department staff, coordinates with the staff for coverage in related areas of the department. The following Dashboards are made available to assist a Trade Officers in their assignments:

- Trade User Event Wise Report – To view the user event wise report for the trade transactions.
- Re-assignment – To view the list of contracts which are on-hold.
- EOD Exceptions – To view the list of EOD exceptions that Trade Supervisor has encountered for previous and current working day.
- Bulletin Board – To view the list of Bulletin messages received.

### 3.5.1 Trade User Event Wise Report

'Trade User Event Wise Report' Dashboard displays the user event wise report for the trade transactions which are unauthorized, authorized, or on-hold, for the current date. The Dashboard displays the following transaction details, after verifying the DFI mapped and validating if the 'Show Dashboard' check box is checked:

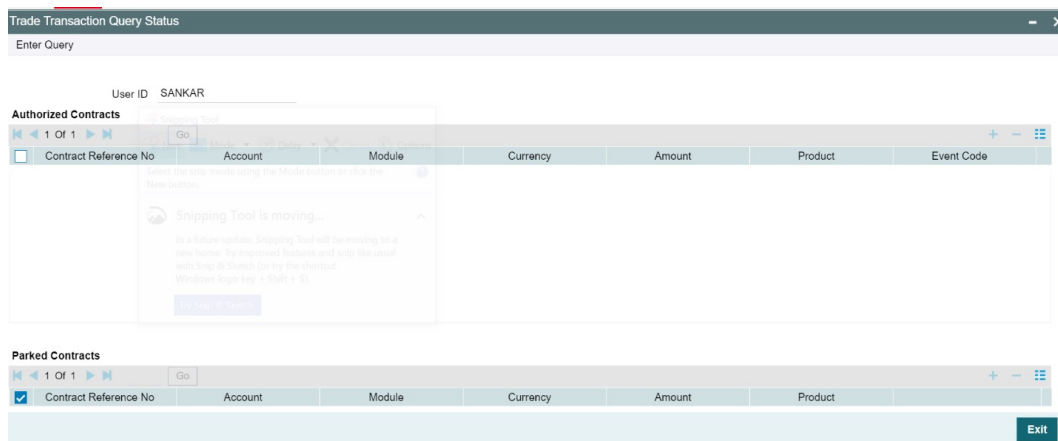
- User ID – User list based on the supervisor mapped at 'User Maintenance' level
- Authorized – Provides count of authorized contracts initiated and modified for the current date.
- Submitted – Provides count of contracts processed by the current 'User' for the current date
- Parked – Provides count of contracts on-hold initiated and modified



User ID	Authorized	Parked	Submitted
SANKAR	0	1	151

A hyperlink is provided to the 'User ID' column. Click the link to invoke the corresponding 'New Trade Transaction Query Status' screen with the contract details processed by the user. The following details are displayed:

- Contract Reference No
- Account Number
- Module
- CCY
- Amount
- Product
- Event Code
- ESN
- Status - ('A','U','H')



Contract Reference No	Account	Module	Currency	Amount	Product	Event Code



Trade Transaction Query Status

Enter Query

---

Submitted Contracts

1 Of 11 Go

<input type="checkbox"/>	Contract Reference No	Account	Module	Currency	Amount	Product	Event Code
<input checked="" type="checkbox"/>	000ELCT200761006	000150	LC	GBP	1,000.00	ELCT	TRNF
<input type="checkbox"/>	000ELCT200761006	000150	LC	GBP	1.00	ELCT	AVAL
<input type="checkbox"/>	000ECCT200765501	000041	LC	GBP	11,500.00	ECCT	TRNF
<input type="checkbox"/>	000ECCT200765501	000041	LC	GBP	10,500.00	ECCT	AVAL
<input type="checkbox"/>	000ELAC20076A001	000268	LC	GBP	91.00	ELAC	BADV
<input type="checkbox"/>	000ELAC20076A0DX	000051	LC	GBP	9,000.00	ELAC	TRNF

Exit

### 3.5.2 Trade Re-assignment

'Trade Re-assignment' Dashboard displays the list of trade contracts, which are on-hold. The Trade Supervisor of the bank can check the number of contracts available with each User and can reassign the contracts to a different User, if needed. The Dashboard displays the following transaction details, after verifying the DFI mapped and validating if the 'Show Dashboard' check box is checked:

- User Id
- Contract Reference
- Account
- Module
- Currency
- Amount
- Product

Trade Re-Assignment

User ID	Contract Reference	Account	Module	Currency	Amount
SANKAR	<a href="#">000ELAC20076AENV</a>	000153	LC	GBP	67.00

A hyperlink is provided to the 'Contract Reference' column. Click the link to invoke the corresponding 'Trade Re-assignment' screen with the contract details processed by the user.

### 3.5.3 EOD Exceptions

'EOD Exceptions' Dashboard lists the EOD exceptions that Trade Supervisor has encountered for previous and current working day for a particular branch or based on Multibranch role mapping for that User.

For further details on 'EOD Exceptions' Dashboard, refer 'EOD Exceptions' section under 'TradeMaker Dashboard' section of this chapter.

### 3.5.4 **Bulletin Board**

'Bulletin Board' Dashboard lists all or any of the following bulletin messages configured to you across all branches:

- Public news or messages
- Product information
- Policies and Notices of the bank
- System messages
- Adhoc or unplanned messages, if any.

For further details on Bulletin Board Dashboard, refer 'Bulletin Board' section under 'TradeMaker Dashboard' section of this chapter.

### **Organizing Dashboards**

As mentioned earlier, you can position and sequence individual dashboards based on DFI mapping. The system facilitates filtering of Dashboards. The function ID assigned to each dashboard and the criteria based on which each Dashboard is filtered is detailed in the following table:

Function ID	Dashboard name	Filter Criteria	Order Criteria
<b>Trade Maker</b>			
LCSTMSTS	My Transaction Event status	LC, BC, LI and IB Authorised/ Unauthorised Event wise contracts for the Maker. Based on branch access permissions Current branch/ Multi Branch/Centralized.	Order by contract reference Number in ascending order, Event Sequence Number in descending order
LCSTMPAT	Parked Transactions	LC, BC, LI and IB contracts Put on hold for the maker. Based on branch access permissions Current branch/ Multi Branch/Centralized	Order by Last updated date aged first
LCSEODEX	EOD Exceptions	LC, BC, LI and IB contracts gone into EOD exception from last working day to current branch date. Based on branch access permissions Current branch/ Multi Branch/Centralized	Order by contract reference Number in ascending order
CSSTFBLB	Bulletin Board	Bulletin messages mapped to the Trade maker role, Active	Order by Message Reference Number
<b>Trade Authorizer</b>			

LCSTAPEN	Pending new contracts	LC, BC, LI, IB contracts with BISS, INIT, BOOK, BCFM, BADV and BPRE triggered pending for authorization.  Based on branch access permissions Current branch/ Multi Branch/Centralized and to the assigned user as per the operational hierarchy	Order by contract reference Number in descending order.
LCSTAPLC	Pending Life cycle events	LC, BC, LI, IB with Latest Event other than new contracts pending for authorization. Based on branch access permissions Current branch/Multi Branch/ Centralized and to the assigned user as per the operational hierarchy	Order by contract reference Number in descending order.
LCSEODEX	EOD Exceptions	LC, BC, LI and IB contracts gone into EOD exception from last working day to current branch date. Based on branch access permissions Current branch/ Multi Branch/Centralized	Order by contract reference Number in ascending order
CSSTFBLB	Bulletin Board	Bulletin messages mapped to the Trade Authoriser role, Active	Order by Message Reference Number
<b>Trade Supervisor</b>			
CSSTRURP	Trade User Event wise Report	Event wise Count for the Submitted/Authorised/Parked LC, BC, LI, IB contracts of the Maker, Authoriser and Supervisor User Id.  Based on branch access permissions Current branch/ Multi Branch/Centralized.	Order By User ID
CSSTRRAS	Trade Reassignment	LC, BC, LI and IB contracts Put on hold in the system. Based on branch access permissions Current branch/ Multi Branch/Centralized and as per the operational hierarchy maintained.	Order by contract reference Number in ascending order
LCSEODEX	EOD Exceptions	LC, BC, LI and IB contracts gone into EOD exception from last working day to current branch date.  Based on branch access permissions Current branch/ Multi Branch/Centralized.	Order by contract reference Number in ascending order

CSSTFBLB	Bulletin Board	Bulletin messages mapped to the Trade Supervisor role, Active	Order by Message Reference Number
----------	----------------	---	-----------------------------------